



**Cambridge Assessment International Education**  
Cambridge International General Certificate of Secondary Education


CANDIDATE  
NAME

CENTRE  
NUMBER

--	--	--	--	--

CANDIDATE  
NUMBER

--	--	--	--



**ENGLISH AS A SECOND LANGUAGE**

**0510/21**

Paper 2 Reading and Writing (Extended)

**May/June 2019**

**2 hours**

Candidates answer on the Question Paper.

No Additional Materials are required.

**READ THESE INSTRUCTIONS FIRST**

Write your centre number, candidate number and name on all the work you hand in.

Write in dark blue or black pen.

Do not use staples, paper clips, glue or correction fluid.

DO **NOT** WRITE IN ANY BARCODES.

Answer **all** questions.

Dictionaries are **not** allowed.

At the end of the examination, fasten all your work securely together.

The number of marks is given in brackets [ ] at the end of each question or part question.

This document consists of **13** printed pages and **3** blank pages.

**Exercise 1**

Read the article about a chef who works in Antarctica, and then answer the following questions.

**Cooking on ice**

Jennifer Doyle is a chef in one of the world's remotest places. She works at the Casey Research Station in Antarctica, where she's in charge of feeding the scientists who work there. 'It's such a fascinating environment. Lots of my colleagues comment on the night skies, which are full of light. But for me it's the colours of the landscape that stand out. People think everything is white but actually there's an amazing range.'

Three years ago, Jennifer worked as Head Chef for a multinational company, preparing business lunches and party food. 'The job was good but I was bored. I'd been looking at job adverts in catering magazines but hadn't seen anything interesting.' Then, a colleague told her about an advert for chefs to work in Antarctica, so she applied. Her application was successful, on the condition that she could pass a medical test. 'I didn't have any doubts about accepting. I wanted to go straightaway!'

During Antarctic winters, which last from February to December, the research station is completely cut off from the outside world by ice. A ship arrives at the end of January with supplies for the winter. Once it leaves, the sea freezes and the staff are on their own until December. 'I can't pop out to the supermarket – the nearest is 2000 miles away in Chile! But that's not as big a problem as working out how much food to order. That's the biggest challenge for me.'

Jennifer believes that being a chef in Antarctica is not just about cooking food. 'Food is very powerful and can have a big effect on people's mood. Preparing meals that make them feel better is one of the most rewarding aspects of my job.' And while other chefs might feel limited by a narrow range of ingredients, Jennifer doesn't. 'This job gives me a fantastic opportunity to be creative, as I have to come up with ideas for meals using only the ingredients I have.' The fruit and vegetables only last a few months, and when they run out people start to dream about fresh food like oranges, according to Jennifer. 'One year, people started keeping apples to trade with each other and these became quite a valuable currency.'

Winter temperatures reach minus 50 degrees Celsius, and when the wind blows it can feel even colder. Jennifer remembers when she first arrived. 'I stepped outside but hadn't put on my protective glasses. Within minutes, my eyes started to freeze so I had to get back inside quickly! I'd been so busy planning a menu, I just didn't remember to put them on – I won't make that mistake again!' For Jennifer, however, the cold is all part of the attraction of being in Antarctica. She accepts that some people find such low temperatures difficult but says there are things they can do to help. 'If you go to bed cold, you tend to stay cold, so try to do some exercise before getting into bed. This might sound strange but it can really make a difference.' Another of her useful tips is to put your clothes in the bed the night before so they're not so cold when you put them on the next morning.

So would she go back to a normal job? 'Not at the moment, although sometimes I dream about relaxing in a hot bath. We're only allowed a two-minute daily shower, as every drop of water has to be dug from the ice and melted. Overall though, it's great. There isn't much to spend my salary on, so I'm saving lots of money for the future!'

- 1 How did Jennifer first find out about the job?  
..... [1]
- 2 What did Jennifer have to do in order to accept the job offer?  
..... [1]
- 3 When is food delivered to the research station?  
..... [1]
- 4 What does Jennifer find most difficult about her job?  
..... [1]
- 5 Which food did staff use to exchange for other things?  
..... [1]
- 6 Why did Jennifer forget to wear glasses one day?  
..... [1]
- 7 What advice does Jennifer give for keeping warm inside the research station? Give **two** details.  
.....  
..... [2]
- 8 What does Jennifer miss?  
..... [1]
- 9 What does Jennifer like about living and working in Antarctica? Give **four** details.  
.....  
.....  
.....  
..... [4]

[Total: 13]

**Exercise 2**

Read the reviews of four websites (A – D) that teach people to play the guitar. Then answer Question 10 (a) – (j).

**Best websites for learning how to play the guitar**

*Reviewed by Guitar Magazine's Dave Garner*

**A guitarhome.com**

Many of the good things about other websites for learning how to play the guitar are also true of guitarhome.com – after all, competition is strong, so they generally have similar features. One thing that stands out about this one is the site's Hub Learning technique, which takes you through the basics to an intermediate level in an effective way. If you're just starting out, you'll be playing simple solos in no time, but if you can already do this, other sites might be more useful. The ability to download video content to your computer is useful, and the lessons themselves are great, but they don't try to include too much at once. Another thing that's good is the free trial. Go to the website, fill in your email address, and start learning! One word of warning – you'll be sent lots of emails advertising the lessons, but this is understandable since the more people who choose to sign up and pay a monthly fee, the more they can keep delivering a high-quality service.

**B guitarband.com**

What's great about guitarband.com is that you learn from the best. For a monthly fee, you can access video lessons, although unfortunately these can't be downloaded, which would be more helpful for users. However, you can also pay more to sign up with a specific teacher – a real bonus for those who learn best from individual private instruction. Choose the type of guitar you want to play (acoustic, electric etc.) and style you want to learn (rock, blues, jazz etc.). You then record videos of you playing and send them to your teacher, and they give advice by video message for you to listen to as often as you like. The teachers are some of the world's top guitarists – I chose the 'Rock Guitar' course from Paul Henson, from River. As well as being an amazing guitarist, he was a great tutor, which I wasn't expecting – celebrities sometimes promote services just for money, after all.

**C jerrysguitars.com**

This website has fans from all over the world. There's a long list of song options to choose from, and you're sure to find your favourite. The free lessons teach everything from the basic notes to impressive solos, and the enthusiasm shown by tutor Jerry makes learning a pleasure. So just select the song you want to learn, and watch the lesson. The site is well-organised so it's easy to find what you want. For example, if you want to focus on advanced technique, there's a section for that, and there are also lessons for those with some previous experience. Although perhaps there's less information in the beginner lessons than you would get from sites you pay for, it's still worth a look.

**D easyguitar.com**

This is one of the biggest guitar lesson websites around, and has all the top-quality features you'd expect. There are over 5000 lessons, so whatever your taste in music, you'll find it here. Members are really happy with the service – any negative comments are generally to complain that lessons aren't free. But considering what you get, \$6.99 a month seems reasonable. Learning with easyguitar.com is fun, and you'll see big improvements no matter how experienced you are. A highlight of this site is that you can video-chat online with instructors from the comfort of your home. There are also lessons recorded by some famous guitarists, which show the techniques used in some of music's most well-known songs, although these will probably be of more practical use for advanced players. The organisation of the beginner's section is a bit complicated, with many choices to make and different teachers. But once you've found your way around the site, you'll love discovering new and unexpected styles from all over the world.

10 For each question write the correct letter A, B, C or D on the line.

Which review ...

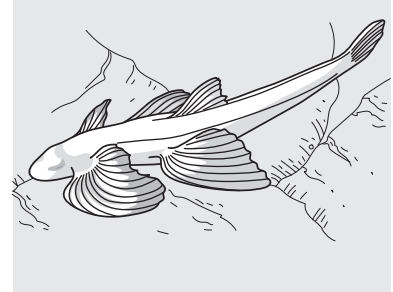
- (a) describes a service which allows learners to speak directly with teachers? ..... [1]
- (b) compares the amount of content in lessons with websites which are not free? ..... [1]
- (c) suggests that the site may not be suitable for more experienced players? ..... [1]
- (d) suggests that the number of options on the website for new players may be confusing?  
..... [1]
- (e) mentions a feature that they feel could improve the site? ..... [1]
- (f) remarks on the positive effect of the teacher's personality? ..... [1]
- (g) comments that the lessons contain an appropriate amount of information? ..... [1]
- (h) mentions that guitar players of all levels will make progress? ..... [1]
- (i) admits that they were surprised by the quality of the teaching on the site? ..... [1]
- (j) comments that it is acceptable for the site to encourage membership? ..... [1]
- [Total: 10]

**Exercise 3**

Read the article about the discovery of a new type of fish, and then complete the notes.

**The discovery of an important little fish**

When Dr. Brooke Flammang first watched a video of a new fish that had recently been discovered in Thailand, she couldn't believe what she was seeing. The fish was walking. But it wasn't the walking that amazed her: Dr. Flammang is a scientist who studies the way fish move, so she's used to seeing fish that appear to 'walk' over rocks or through fast, flowing water. It was how the fish was walking that surprised her. While any other so-called walking fish jumps or slides forward using its tail, this new fish uses its four fins to walk. In fact, it walks exactly like a land animal with four legs, and she knew this was very unusual. She was amazed, and knew straightaway that the discovery could be significant as it would offer scientists a fantastic opportunity to gather information about why the fish moves in this unique way.



The fish, which is pink and has no eyes, has only been found in eight caves in Thailand. It was filmed by a team of scientists working there, so Dr. Flammang contacted them to ask how she could get hold of one of the blind cave fish for her research. It turned out that only around 2000 exist in the wild, so researching them was not going to be straightforward.

However, Dr. Flammang was determined to further investigate the behaviour of the newly discovered fish. She had observed in the video how the fish walks and knew that this was very unusual. But more crucially, she believed that the fish might show us what life on Earth looked like 400 million years ago. This was when living creatures moved from the oceans to the land. Since she was not allowed to remove the fish from the caves, she had to come up with a new way of observing them.

First, she requested help from a Thai scientist, Dr. Apinun Suvarnaraksha. Dr. Suvarnaraksha needed to obtain special permission from the Thai government to examine the new fish and film more detailed videos of it in the caves. These videos provided Dr. Flammang with more examples of its unusual behaviour. 'Amazingly, the videos showed that this fish climbs waterfalls using its body to grip the rock. Previously I'd only seen 'walking fish' doing this using the force of the water to swim up the waterfall,' Dr. Flammang explained.

As well as filming new videos, Dr. Suvarnaraksha was able to produce a detailed image of the inside of the new fish. This showed that some of its bones were similar to those of land animals. 'It seems that the fish's skeleton is designed so that it keeps its tail straight as it walks, which is unlike the typical tail movement of other 'walking fish'. It really is exciting – this little fish might help us understand how living creatures first learned to walk! And without the help of Dr. Suvarnaraksha, we never would have made these discoveries,' said Dr. Flammang.

Dr. Flammang believes that her experience is an example of how working in international teams and using technology can bring great research results for scientists. 'Our next goal is to find out whether they are our earliest living ancestors. We've come up with really exciting results so far.'

You are going to give a talk about the discovery of the new fish to your class at school.

Prepare some notes to use as the basis for your talk.

Make short notes under each heading.

<p><b>11</b> How this newly discovered fish behaves differently from other 'walking fish':</p> <ul style="list-style-type: none"><li>• .....</li><li>• .....</li><li>• ..... [3]</li></ul>
<p><b>12</b> What scientists might learn from the discovery of this new fish:</p> <ul style="list-style-type: none"><li>• .....</li><li>• .....</li><li>• ..... [3]</li></ul>
<p><b>13</b> Why it was difficult for scientists to study this new fish:</p> <ul style="list-style-type: none"><li>• .....</li><li>• .....</li><li>• ..... [3]</li></ul>

[Total: 9]

**Exercise 4**

14 Read the article about intelligence.

**Write a summary about how to improve your intelligence, and how to appear more intelligent to other people.**

**Your summary should be about 100 words long (and no more than 120 words long). You should use your own words as far as possible.**

You will receive up to 8 marks for the content of your summary and up to 8 marks for the style and accuracy of your language.

### **How smart are you?**

We often talk about how smart some people are. But what does that even mean? And have you ever wondered if there's a way of making yourself smarter? If so, read on for some thoughts on what intelligence is, and for some simple ways of making your brain work a little bit harder.

There is a popular belief that most people only use around 10% of their brains, although this is not actually the case. And anyway, intelligence is not measured by how much of a person's brain they are using, but what they are using it for.

So, what does 'being smart' mean? If you think it means being able to do a specific task better than you could before, then there's very little doubt that doing something like number puzzles will indeed help. There is also a lot of research which demonstrates the benefits of treating your brain like any other part of your body – this means doing plenty of exercise and having a healthy diet. For example, studies on mice have shown that it wasn't mentally stimulating activities which lead to the biggest improvements – it was actually running. Rather surprisingly, another recent study showed that making changes to your clothing might help: wearing a white lab coat, which is typically associated with intelligent professionals such as scientists and doctors, boosted people's performance on certain tests.

If you simply want to give other people the impression that you are smarter than you actually are, then speaking confidently tends to have that effect, as does smiling while you are talking. Psychologists will give you all sorts of other suggestions, one of which is wearing glasses. Another recent experiment even showed that people who use a middle initial are thought to be smarter: 'David F Clark' was rated as more intelligent than 'David Clark', while 'David F P R Clark' did even better.

Many researchers believe that getting smarter doesn't just mean improving your brainpower. Once you're good at number puzzles, of course you can do them faster, but does that help you in any other way? What matters more is what is known as 'fluid intelligence' – the general ability to manipulate information, solve problems and come up with new ideas. And an effective way to achieve this, according to scientists, is to do something that you're not good at, something that you find uncomfortably difficult.

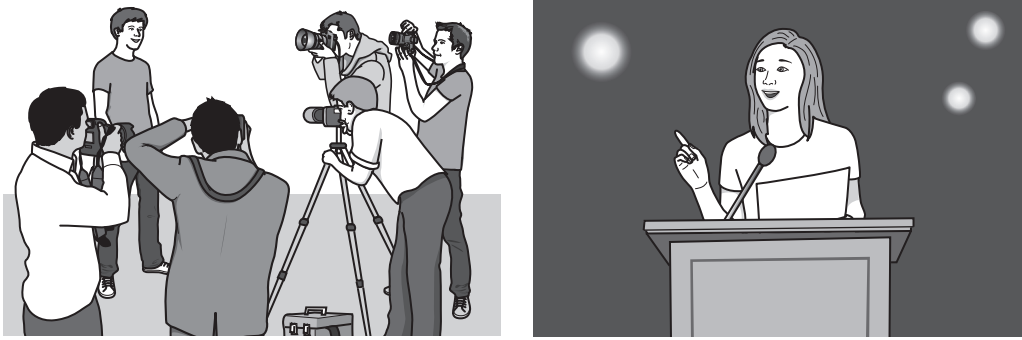
Another question that researchers have focused on is whether technology can make us smarter, or if it has the opposite effect instead. The answer is that it depends. What everyone agrees on, however, is that if you use it to expose yourself to complex new material, it will certainly help to develop your brainpower. Instead of going quickly from one topic to another on the internet, pick one subject and go into it in depth.

What are you waiting for? Try out these tips and see how much smarter you can appear, or even become!





## Exercise 5



**15** Last month, you won a competition to meet a famous person. Yesterday, you finally met them.

**Write an email to a friend telling them about this.**

In your email, you should:

- explain what you had to do to win the competition
- describe your meeting with the famous person
- say how you felt after meeting this person.

The pictures above may give you some ideas, and you can also use some ideas of your own.

**Your email should be between 150 and 200 words long.**

You will receive up to 8 marks for the content of your email, and up to 8 marks for the language used.

A series of 25 horizontal dotted lines spanning the width of the page, intended for writing answers.

**Exercise 6**

- 16** In class you have been discussing whether it is important for all students to have music lessons at school.

Here are two comments from your classmates:

*There are more important things to do at school.*

*I think I improve in my other subjects as a result.*

**Write an article for your teacher, giving your views.**

The comments above may give you some ideas, and you can also use some ideas of your own.

**Your article should be between 150 and 200 words long.**

You will receive up to 8 marks for the content of your article, and up to 8 marks for the language used.

A series of 25 horizontal dotted lines spanning the width of the page, intended for writing.

[Total: 16]





**BLANK PAGE**

---

Permission to reproduce items where third-party owned material protected by copyright is included has been sought and cleared where possible. Every reasonable effort has been made by the publisher (UCLES) to trace copyright holders, but if any items requiring clearance have unwittingly been included, the publisher will be pleased to make amends at the earliest possible opportunity.

To avoid the issue of disclosure of answer-related information to candidates, all copyright acknowledgements are reproduced online in the Cambridge Assessment International Education Copyright Acknowledgements Booklet. This is produced for each series of examinations and is freely available to download at [www.cambridgeinternational.org](http://www.cambridgeinternational.org) after the live examination series.

Cambridge Assessment International Education is part of the Cambridge Assessment Group. Cambridge Assessment is the brand name of the University of Cambridge Local Examinations Syndicate (UCLES), which itself is a department of the University of Cambridge.